

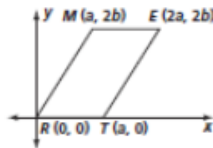
Name _____ Class _____ Date _____

Practice 6-6

Placing Figures in the Coordinate Plane

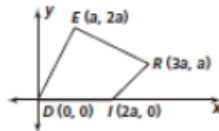
Find the coordinates of the midpoint of each segment and find the length of each segment.

1. \overline{ME}
2. \overline{ET}
3. \overline{TR}
4. \overline{RM}

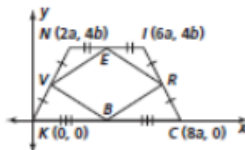


Find the slope of each segment.

5. \overline{DI}
6. \overline{IR}
7. \overline{RE}
8. \overline{DE}

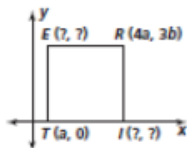


9. \overline{VE}
10. \overline{ER}
11. \overline{RB}
12. \overline{VB}

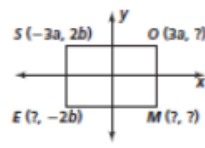


Use the properties of each figure to find the missing coordinates.

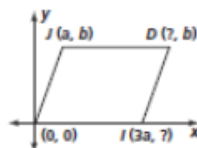
13. square



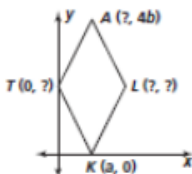
14. rectangle



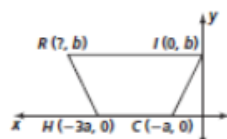
15. parallelogram



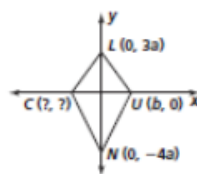
16. rhombus



17. isosceles trapezoid



18. kite



© Pearson Education, Inc. All rights reserved.

Practice 6-6

1. $(1.5a, 2b); a$ 2. $(1.5a, b); \sqrt{a^2 + 4b^2}$ 3. $(0.5a, 0); a$
4. $(0.5a, b); \sqrt{a^2 + 4b^2}$ 5. 0 6. 1 7. $-\frac{1}{2}$
8. 2 9. $\frac{2b}{3a}$ 10. $-\frac{2b}{3a}$ 11. $\frac{2b}{3a}$ 12. $-\frac{2b}{3a}$
13. $E(a, 3b); I(4a, 0)$ 14. $O(3a, 2b); M(3a, -2b);$
 $E(-3a, -2b)$ 15. $D(4a, b); I(3a, 0)$ 16. $T(0, 2b);$
 $A(a, 4b); L(2a, 2b)$ 17. $(-4a, b)$ 18. $(-b, 0)$